

Think

1

MENTALS™

Student Workbook




Maths Strategies and Practice

Friends of 10

Use the Friends of 10 rainbow to find pairs of numbers that make 10.

Think

What is the friend of 8?
Follow the colour to find the friend.



$$8 + \boxed{?} = 10$$


$$8 + \boxed{2} = 10$$



Friends of 10 Facts



Day 1

1 $2 + \boxed{} = 10$

6 $3 + \boxed{} = 10$

2 $6 + \boxed{} = 10$

7 $\boxed{} + 8 = 10$

3 $\boxed{} + 9 = 10$

8 $5 + \boxed{} = 10$

4 $0 + \boxed{} = 10$

9 $\boxed{} + 1 = 10$

5 $7 + \boxed{} = 10$

10 $4 + \boxed{} = 10$

Practice

Q1-10:

/10

My time:

Day 2

1 $9 + \square = 10$

2 $\square + 3 = 10$

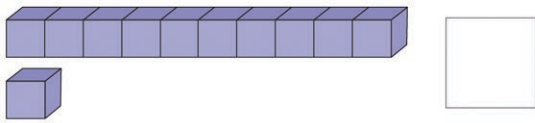
3 $0 + \square = 10$

4 $\square + 8 = 10$

5 $5 + \square = 10$

Practice


6 How many altogether?




7 How many ice-blocks? Count in 2s.



8 Draw 14 spots on Dino.



9 Draw lines to match.



full empty half full

10 Cross out the object that is not a sphere.



Day 3

1 $10 + \square = 10$

2 $6 + \square = 10$

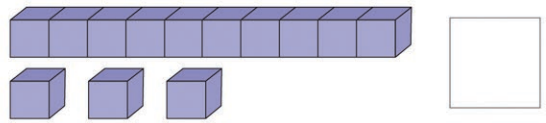
3 $\square + 1 = 10$

4 $4 + \square = 10$

5 $\square + 2 = 10$

Practice

6 How many altogether?



7 How many ears? Count in 2s.



8 Draw 12 teeth.



9 Colour the glass to show half full.



10 Cross out the object that is not a cone.



Q1-5: /5 6-10: /5 My time:

Q1-5: /5 6-10: /5 My time:

Day 4

1 $1 + \square = 10$

2 $4 + \square = 10$

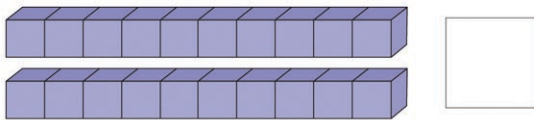
3 $\square + 5 = 10$

4 $\square + 7 = 10$

5 $8 + \square = 10$

Practice

6 How many altogether?




7 Draw 4 chickens.



How many legs?

8 Colour 20 fish.



1 glass is empty. yes no
 3 glasses are full. yes no

10 What is the name of this 3D object?



Day 5

1 $5 + \square = 10$

2 $\square + 2 = 10$

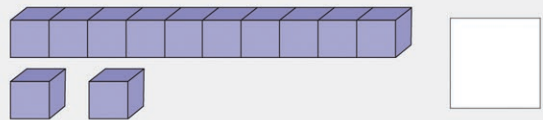
3 $6 + \square = 10$

4 $\square + 0 = 10$

5 $7 + \square = 10$

Assessment

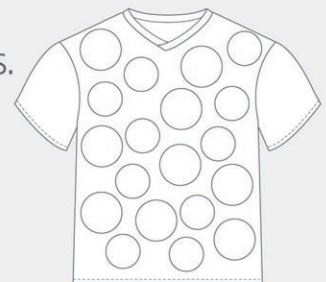
6 How many altogether?



7 How many eyes? Count in 2s.




8 Colour 15 spots.



9 Colour to show



10 Cross out the object that is not a cylinder.



Making Maths Friendly

We're going to show you how to make maths easier by **finding** and **making** friendly numbers!



1

Friendly numbers end in 0.
They are easy to work with.

- 10 is friendlier than 9
- 10 is friendlier than 11
- 20 is friendlier than 19
- 30 is friendlier than 28
- 40 is friendlier than 41

2

Let's practise **finding friendly numbers**. Colour the 5 friendly numbers in these flowers.



3

Sometimes you can find pairs of numbers that add up to a **friendly number**.

Find the **friendly pairs** that add up to 10 and circle them. Use the Friends of 10 rainbow to help you.

Friends of 10 Facts



$5 + 5 + 7$

$3 + 9 + 1$

$2 + 6 + 8$

$6 + 4 + 5$

4

What if I can't **find** a friendly number?

12

8

9

11

Don't worry, there's not always a friendly number to find – sometimes you need to **make** a friendly number.

5

First, **find** the number in each addition that is closest to a **friendly number**. You can use a **number line** to help you.

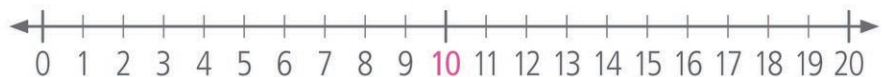
$9 + 6$

$4 + 11$

$8 + 5$

$12 + 6$

0–20 Number Line



6

Now, count on or count back to **make these numbers friendly** and show how you did it.

9 ↓ +1 ↓ 10	11 ↓ -1 ↓ 10	8 ↓ □ ↓ 10	12 ↓ □ ↓ 10
-------------------------	--------------------------	------------------------	-------------------------

friendly

7

You can also **make** friendly numbers by breaking larger numbers into friendlier parts.
Can you **make** these numbers friendly?

$$13 = 10 + 3$$

$$21 =$$

$$17 =$$

$$29 =$$

8

How did you go?
Tick the boxes below to show what you know!

- A friendly number ends in a 0
- Friendly numbers make maths easier
- How to **find** friendly numbers
- How to **make** friendly numbers

9

Well done!
Now that you know the basics, let's get started.

+ Addition Strategy

Build to 10

Build to a friendly 10 to make the addition easier.

1 Build to a friendly 10. $8 + 5$ **2** Add the rest.

= 13



Other Examples

$9 + 6$

= 15

$7 + 4$

= 11

Day 1

1	$9 + 4$			
2	$8 + 6$			
3	$8 + 4$			
4	$9 + 5$			
5	$9 + 7$			

Practice

Q1-5: /5

My time:

Day 2

1 $9 + 3$

2 $7 + 5$

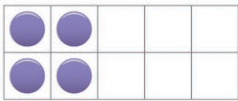
3 8 add 4

4 $9 + 4$

5 $5 + 7$

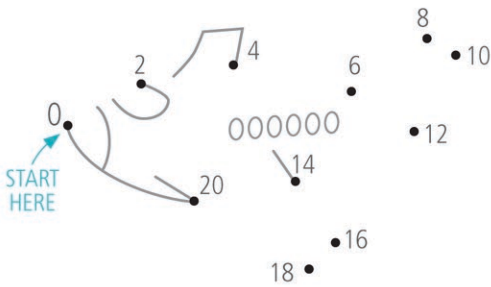
Practice

6 Add more dots to make 7.



$4 + \square = 7$

7 Join the dots. Count in 2s.



8 How much? Count in 10s.



9 Circle the ball that is furthest from the sports bag.



10 Match.

narrow



wide



Day 3

1 $7 + 6$

2 8 add 5

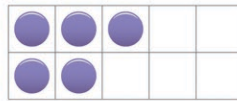
3 $6 + 8$

4 $8 + 9$

5 $9 + 8$

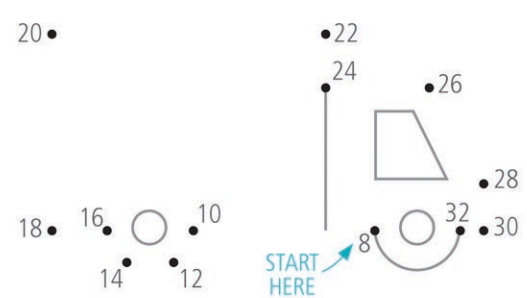
Practice

6 Add more dots to make 9.



$5 + \square = 9$

7 Join the dots. Count in 2s.



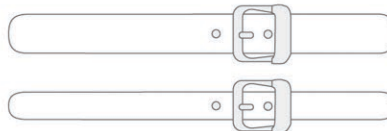
8 How much? Count in 10s.



9 Colour the worm closest to the apple.



10 Colour the wider belt.



Q1-5: /5

6-10: /5

My time:

Q1-5: /5

6-10: /5

My time:

Day 4

1 4 add 8

2 4 + 9

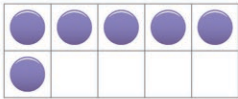
3 7 + 4

4 9 add 5

5 8 + 7

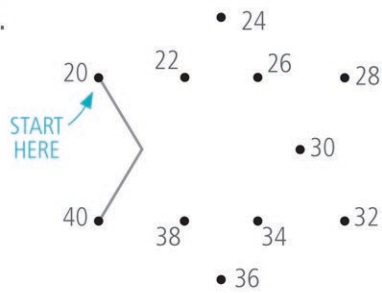
Practice

6 Add more dots to make 10.



$$\boxed{6} + \boxed{} = \boxed{10}$$

7 Join the dots. Count in 2s.



8 How much? Count in 10s.

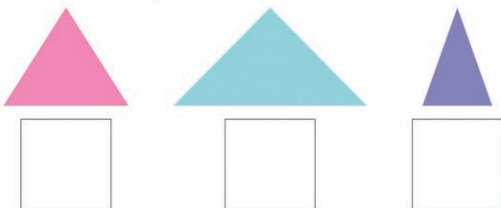


9 The duck is at the bottom of the slide.

yes no



10 Order 1–3, narrowest to widest.



Day 5

1 9 + 6

2 7 add 5

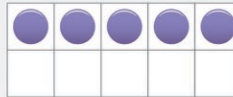
3 8 + 6

4 9 + 7

5 8 + 4

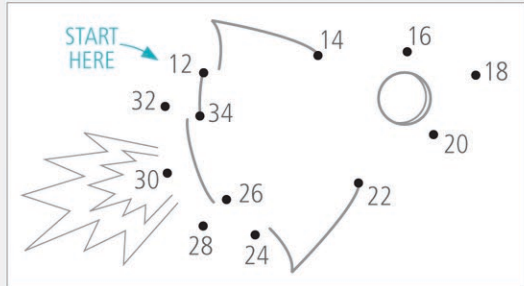
Assessment

6 Add more dots to make 8?



$$\boxed{5} + \boxed{} = \boxed{8}$$

7 Join the dots. Count in 2s.




8 How much? Count in 10s.



9 Draw a duck at the top of the slide.



10 Colour the ruler that is narrower.



Day 1

1 $5 + 5 = \square$

2 $8 + \square = 10$

3 $\square + 4 = 10$

4 $9 + \square = 10$


5 $10 + \square = 10$

Revision


6 Write the missing numbers.

8, 7, 6, \square , 4, \square , 2


7 Circle groups of 2.



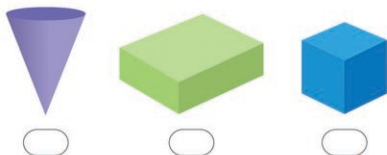
8 Which orange is cut into halves?



9 Order 1–3, to show a glass of juice being drunk.



10 Which object is a cube?



Day 2

1 $2 + \square = 10$

2 $6 + \square = 10$

3 $\square + 3 = 10$

4 $7 + \square = 10$


5 $1 + 9 = \square$

Revision


6 Write the missing numbers.

12, 11, \square , 9, 8, \square , 6


7 Circle groups of 2.




8 Which sandwich is cut into halves?



9 Order 1–3, to show a mouse being drawn.



10 Which object is a cylinder?



Day 3

1 $5 + \square = 10$

2 $\square + 3 = 10$

3 $2 + 8 = \square$

4 $8 + \square = 10$

5 $\square + 10 = 10$

Revision

6 Write the missing numbers.


16, 15, \square , 13, \square , 11, 10

7 Circle groups of 2.



\square groups of 2.

8 Draw a line to cut the cake into halves.



9 Order 1–3, to show an apple being eaten.



\square \square \square

10 Which object is a pyramid?



Day 4

1 $\square + 7 = 10$

2 $4 + \square = 10$

3 $9 + \square = 10$

4 $\square + 6 = 10$

5 $10 + \square = 10$

Revision

6 Write the missing numbers.

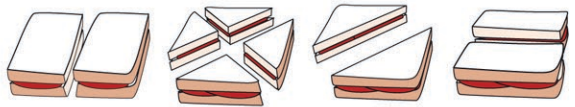
20, 19, 18, \square , 16, \square , 14

7 Circle groups of 3.



\square groups of 3.

8 Which sandwich is not cut into halves?



9 Order 1–4, to show a gingerbread cookie being eaten.



\square \square \square \square

10 Which object is a rectangular prism?



Day 5

1 + 8 = 10

2 + 1 = 10


3 6 + 4 =

4 5 + = 10

5 0 + = 10

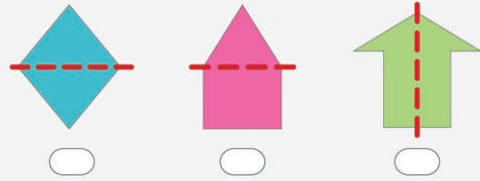
6 18, 17, , , 14, 13, 12

7 Circle groups of 3.




groups of 3.

8 Which shape does not show halves?



9 Order 1–4, to show a face being drawn.



10 Which object is a cone?



Assessment

Q1–5: /5

Q6–10: /5

My time:

Think Box

Brmmm!

Use the clues to fill in the missing numbers in this piece of a hundred board.

